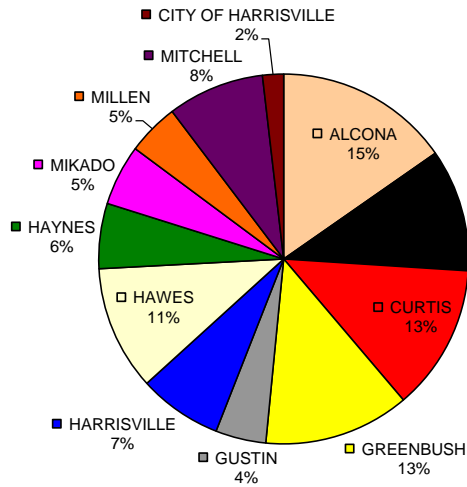


TOWNSHIP	REAL PARCELS	PERSONAL PARCELS	EXEMPT PARCELS	TAXABLE PARCELS	TB	TOTAL PARCELS
ALCONA	2,842	100	95	2,942	2,909	3,037
CALEDONIA	1,990	282	46	2,272	2,210	2,318
CURTIS	2,372	45	95	2,417	2,368	2,512
GREENBUSH	2,367	66	61	2,433	2,374	2,494
GUSTIN	819	66	65	885	845	950
HARRISVILLE	1,356	70	34	1,426	1,359	1,460
HAWES	2,023	85	58	2,108	2,056	2,166
HAYNES	1,058	21	20	1,079	1,063	1,099
MIKADO	987	44	82	1,031	991	1,113
MILLEN	840	23	84	863	840	947
MITCHELL	1,572	99	82	1,671	1,642	1,753
CITY OF HARRISVILLE	341	55	44	396	352	440
<b>COUNTY TOTAL</b>	<b>18,567</b>	<b>956</b>	<b>766</b>	<b>19,523</b>	<b>19,009</b>	<b>20,289</b>

VILLAGE OF LINCOLN	REAL PARCELS	PERSONAL PARCELS	EXEMPT PARCELS	TAXABLE PARCELS	TB	TOTAL PARCELS
GUSTIN	137	48	38	185	157	223
HAWES	168	13	15	181	170	196
<b>VILLAGE TOTAL</b>	<b>305</b>	<b>61</b>	<b>53</b>	<b>366</b>	<b>327</b>	<b>419</b>

COUNTY PARCEL COUNT BY TWP




# **ALCONA COUNTY**

# **2018**

# **EQUALIZATION REPORT**

*Prepared by:*

*TROY SOMERS  
Equalization Director*



2018 Equalization Motion

We hereby certify that the assessment rolls of the townships and city have been examined, and we find the rolls relatively equal as equalized.

We the Alcona County Board of Commissioners move to equalize the valuations of taxable property, by class in said County, for the year of 2018 in compliance with Sections 209.5 and 211.34 MCL of 1948 as amended, and in accordance with the assessment certificates.

**THE HONORABLE MEMBERS OF THE BOARD OF  
COMMISSIONERS COUNTY OF ALCONA, MICHIGAN**

HEREBY CERTIFY THAT THE ASSESSMENT ROLLS  
OF THE TOWNSHIPS AND CITY HAVE BEEN EXAMINED,  
AND WE FIND THE ROLLS RELATIVELY EQUAL AS EQUALIZED.

WE RECOMMEND THAT THE VALUATIONS BE EQUALIZED ON  
TAXABLE PROPERTY, BY CLASS, IN ALCONA COUNTY, FOR  
THE YEAR 2018 IN COMPLIANCE WITH SECTIONS 209.5 AND  
211.34 MCL OF 1948 AS AMENDED, AND IN ACCORDANCE WITH  
THE ASSESSMENT CERTIFICATES.

---

CRAIG JOHNSTON  
ALCONA COUNTY BOARD OF COMMISSIONERS

---

TROY M SOMERS  
EQUALIZATION DIRECTOR

**Alcona County Board of Commissioners**

***District 1***  
**Daniel Gauthier**

***District 3***  
**Carolyn Brummund**

***District 2***  
**Craig Johnston**

***District 4***  
**Adam Brege**

***District 5***  
**Gary Wnuk**

**Department of Equalization**

**Troy M. Somers, Director**

**ASSESSING OFFICERS OF ALCONA COUNTY "2018"**

ALCONA	SARAH GOHL
CALEDONIA	TAMMY FALL
CURTIS	TAMMY FALL
GREENBUSH	NANCY SCHWICKERT
GUSTIN	THEODORE SOMERS
HARRISVILLE	RANDY THOMPSON
HAWES	RANDY THOMPSON
HAYNES	BECKY SCHROEDER
MIKADO	NANCY SCHWICKERT
MILLEN	RANDY THOMPSON
MITCHELL	RANDY THOMPSON
CITY OF HARRISVILLE	RANDY THOMPSON

# AGRICULTURAL

## RECOMMENDED EQUALIZED VALUE BY CLASS

UNIT	2018 BOARD OF REVIEW	RATIO	FACTOR	COUNTY EQUALIZED VALUE	TRUE CASH VALUE
ALCONA	1,371,900	49.97%	1.00000	1,371,900	\$2,745,547
CALEDONIA	5,010,500	49.84%	1.00000	5,010,500	\$10,053,361
CURTIS	3,539,500	49.37%	1.00000	3,539,500	\$7,169,247
GREENBUSH	1,017,300	49.21%	1.00000	1,017,300	\$2,067,304
GUSTIN	5,906,800	49.78%	1.00000	5,906,800	\$11,864,880
HARRISVILLE	8,586,300	49.95%	1.00000	8,586,300	\$17,190,947
HAWES	2,284,600	50.00%	1.00000	2,284,600	\$4,569,042
HAYNES	3,091,700	49.74%	1.00000	3,091,700	\$6,216,012
MIKADO	3,783,400	49.93%	1.00000	3,783,400	\$7,557,675
MILLEN	2,265,900	49.95%	1.00000	2,265,900	\$4,536,707
MITCHELL	2,412,900	49.97%	1.00000	2,412,900	\$4,829,153
CITY OF HARRISVILLE	N/A	0.00%	1.00000	N/A	N/A
<b>COUNTY TOTAL</b>	<b>39,270,800</b>	<b>49.84%</b>		<b>39,270,800</b>	<b>\$78,799,875</b>

# COMMERCIAL

## RECOMMENDED EQUALIZED VALUE BY CLASS

UNIT	2018 BOARD OF REVIEW	RATIO	FACTOR	COUNTY EQUALIZED VALUE	TRUE CASH VALUE
ALCONA	2,356,200	49.96%	1.00000	2,356,200	4,716,136
CALEDONIA	2,952,800	49.33%	1.00000	2,952,800	5,986,186
CURTIS	1,591,500	49.32%	1.00000	1,591,500	3,226,672
GREENBUSH	5,070,600	49.48%	1.00000	5,070,600	10,249,779
GUSTIN	3,398,200	49.91%	1.00000	3,398,200	6,808,606
HARRISVILLE	5,114,200	49.92%	1.00000	5,114,200	10,245,141
HAWES	2,152,200	49.82%	1.00000	2,152,200	4,319,678
HAYNES	174,600	49.83%	1.00000	174,600	350,391
MIKADO	535,800	49.59%	1.00000	535,800	1,080,439
MILLEN	414,700	49.82%	1.00000	414,700	832,423
MITCHELL	621,600	49.44%	1.00000	621,600	1,257,229
CITY OF HARRISVILLE	3,214,700	50.00%	1.00000	3,214,700	6,429,353
COUNTY TOTAL	27,597,100	49.72%		27,597,100	55,502,033

# INDUSTRIAL

## RECOMMENDED EQUALIZED VALUE BY CLASS

UNIT	2018 BOARD OF REVIEW	RATIO	FACTOR	COUNTY EQUALIZED VALUE	TRUE CASH VALUE
ALCONA	130,900	49.20%	1.00000	130,900	266,079
CALEDONIA	1,509,800	49.49%	1.00000	1,509,800	3,050,720
CURTIS	2,609,500	49.99%	1.00000	2,609,500	5,220,044
GREENBUSH	723,100	49.56%	1.00000	723,100	1,458,982
GUSTIN	5,521,500	49.57%	1.00000	5,521,500	11,139,521
HARRISVILLE	453,400	49.99%	1.00000	453,400	907,061
HAWES	201,100	49.96%	1.00000	201,100	402,543
HAYNES	N/A	0.00%	1.00000	N/A	N/A
MIKADO	N/A	0.00%	1.00000	N/A	N/A
MILLEN	N/A	0.00%	1.00000	N/A	N/A
MITCHELL	37,500	49.94%	1.00000	37,500	75,089
CITY OF HARRISVILLE	374,700	49.97%	1.00000	374,700	749,903
<b>COUNTY TOTAL</b>	<b>11,561,500</b>	<b>49.68%</b>		<b>11,561,500</b>	<b>23,269,942</b>

# *RESIDENTIAL*

## RECOMMENDED EQUALIZED VALUE BY CLASS

UNIT	2018 BOARD OF REVIEW	RATIO	FACTOR	COUNTY EQUALIZED VALUE	TRUE CASH VALUE
ALCONA	106,097,700	49.22%	1.00000	106,097,700	215,536,799
CALEDONIA	108,504,100	49.83%	1.00000	108,504,100	217,760,525
CURTIS	54,564,300	49.90%	1.00000	54,564,300	109,352,234
GREENBUSH	92,947,400	49.23%	1.00000	92,947,400	188,789,132
GUSTIN	21,903,400	49.78%	1.00000	21,903,400	43,996,413
HARRISVILLE	59,996,400	49.98%	1.00000	59,996,400	120,030,448
HAWES	74,015,100	49.75%	1.00000	74,015,100	148,763,793
HAYNES	53,889,100	49.71%	1.00000	53,889,100	108,414,226
MIKADO	26,750,500	49.97%	1.00000	26,750,500	53,529,657
MILLEN	24,079,000	49.65%	1.00000	24,079,000	48,499,995
MITCHELL	67,125,200	49.95%	1.00000	67,125,200	134,387,875
CITY of HARRISVILLE	13,635,700	49.98%	1.00000	13,635,700	27,281,880
<b>COUNTY TOTAL</b>	<b>\$703,507,900</b>	<b>49.67%</b>		<b>\$703,507,900</b>	<b>\$1,416,342,977</b>



# *RESIDENTIAL*

## AVERAGE TRUE CASH VALUE OF ALL RESIDENTIAL CLASS PARCELS IN ALCONA COUNTY

TOWNSHIP	TRUE CASH VALUE	PARCEL COUNT	AVERAGE TRUE CASH VALUE	TAXABLE VALUE	AVERAGE TAXABLE VALUE
ALCONA	215,536,799	2,803	76,895	97,964,142	34,950
CALEDONIA	217,760,525	1,852	117,581	104,520,840	56,437
CURTIS	109,352,234	2,277	48,025	51,147,111	22,462
GREENBUSH	188,789,132	2,284	82,657	88,689,479	38,831
GUSTIN	43,996,413	644	68,317	19,295,039	29,961
HARRISVILLE	120,030,448	1,168	102,766	56,523,535	48,393
HAWES	148,763,793	1,950	76,289	66,831,714	34,273
HAYNES	108,414,226	1,005	107,875	48,123,204	47,884
MIKADO	53,529,657	912	58,695	25,416,015	27,868
MILLEN	48,499,995	802	60,474	21,160,577	26,385
MITCHELL	134,387,875	1,521	88,355	58,935,114	38,748
CITY of HARRISVILLE	27,281,880	280	97,435	12,226,473	43,666
<b>COUNTY TOTAL</b>	<b>\$1,416,342,977</b>	<b>17,498</b>	<b>\$80,943</b>	<b>\$650,833,243</b>	<b>\$37,195</b>

# *PERSONAL PROPERTY*

## RECOMMENDED EQUALIZED VALUE BY CLASS

UNIT	2018 BOARD OF REVIEW	RATIO	FACTOR	COUNTY EQUALIZED VALUE	TRUE CASH VALUE
ALCONA	3,869,500	50.00%	1.00000	3,869,500	7,739,000
CALEDONIA	7,327,100	50.00%	1.00000	7,327,100	14,654,200
CURTIS	5,921,800	50.00%	1.00000	5,921,800	11,843,600
GREENBUSH	1,816,700	50.00%	1.00000	1,816,700	3,633,400
GUSTIN	4,196,800	50.00%	1.00000	4,196,800	8,393,600
HARRISVILLE	2,673,300	50.00%	1.00000	2,673,300	5,346,600
HAWES	3,244,900	50.00%	1.00000	3,244,900	6,489,800
HAYNES	1,238,500	50.00%	1.00000	1,238,500	2,477,000
MIKADO	1,345,600	50.00%	1.00000	1,345,600	2,691,200
MILLEN	798,200	50.00%	1.00000	798,200	1,596,400
MITCHELL	4,515,100	50.00%	1.00000	4,515,100	9,030,200
CITY of HARRISVILLE	519,700	50.00%	1.00000	519,700	1,039,400
<b>COUNTY TOTAL</b>	<b>37,467,200</b>	<b>50.00%</b>		<b>37,467,200</b>	<b>74,934,400</b>

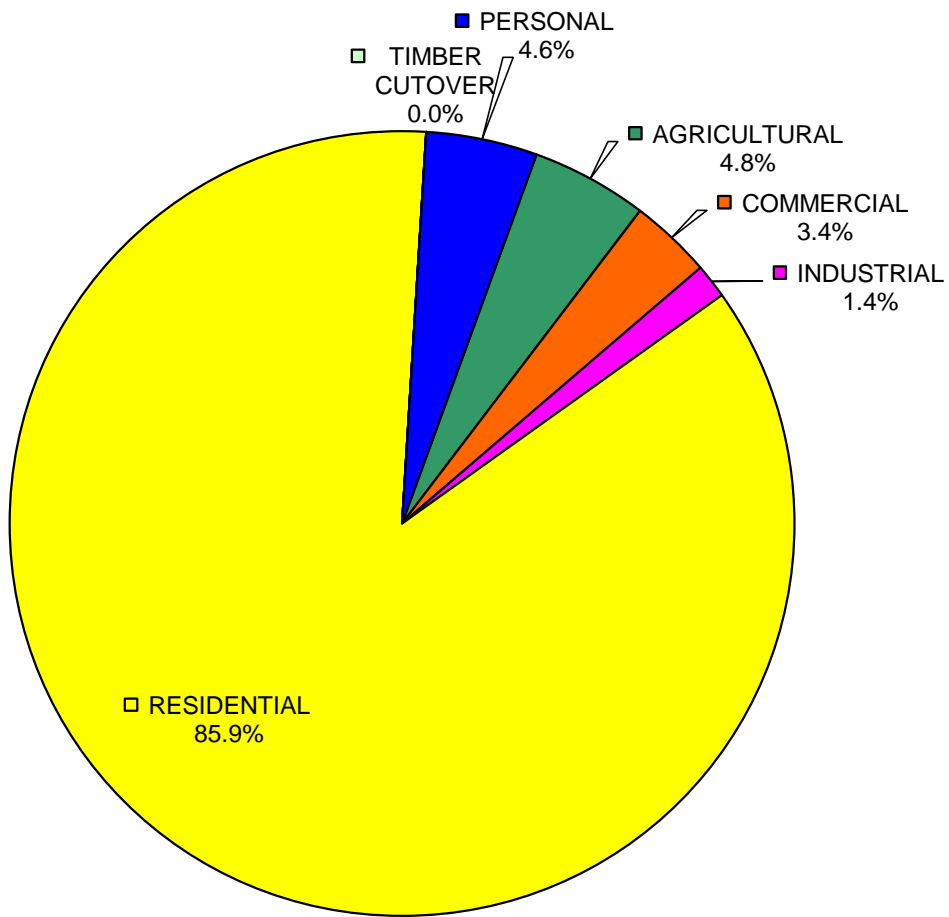
# ALCONA COUNTY

DETERMINATION OF PERCENT OF CHANGE BETWEEN RECOMMENDED COUNTY

EQUALIZED VALUES AND LAST YEAR'S STATE EQUALIZED VALUES

	2017	2018	% OF CHANGE	PERCENT OF COUNTY TOTAL 2017	PERCENT OF COUNTY TOTAL 2018
<b>REAL PROPERTY</b>	764,599,600	781,937,300	2.27%	95.43%	95.43%
<b>PERSONAL PROPERTY</b>	36,607,300	37,467,200	2.35%	4.57%	4.57%
<b>COUNTY TOTAL</b>	801,206,900	819,404,500	2.27%	100.00%	100.00%
<b>AGRICULTURAL</b>	40,062,600	39,270,800	-1.98%	5.00%	4.79%
<b>COMMERCIAL</b>	27,711,200	27,597,100	-0.41%	3.46%	3.37%
<b>INDUSTRIAL</b>	11,485,200	11,561,500	0.66%	1.43%	1.41%
<b>RESIDENTIAL</b>	685,340,600	703,507,900	2.65%	85.54%	85.86%
<b>TIMBER CUTOVER</b>	N/A	N/A	N/A	N/A	N/A
<b>DEVELOPMENTAL</b>	N/A	N/A	N/A	N/A	N/A
<b>PERSONAL</b>	36,607,300	37,467,200	2.35%	4.57%	4.57%

# PERCENTAGE OF COUNTY BY CLASS

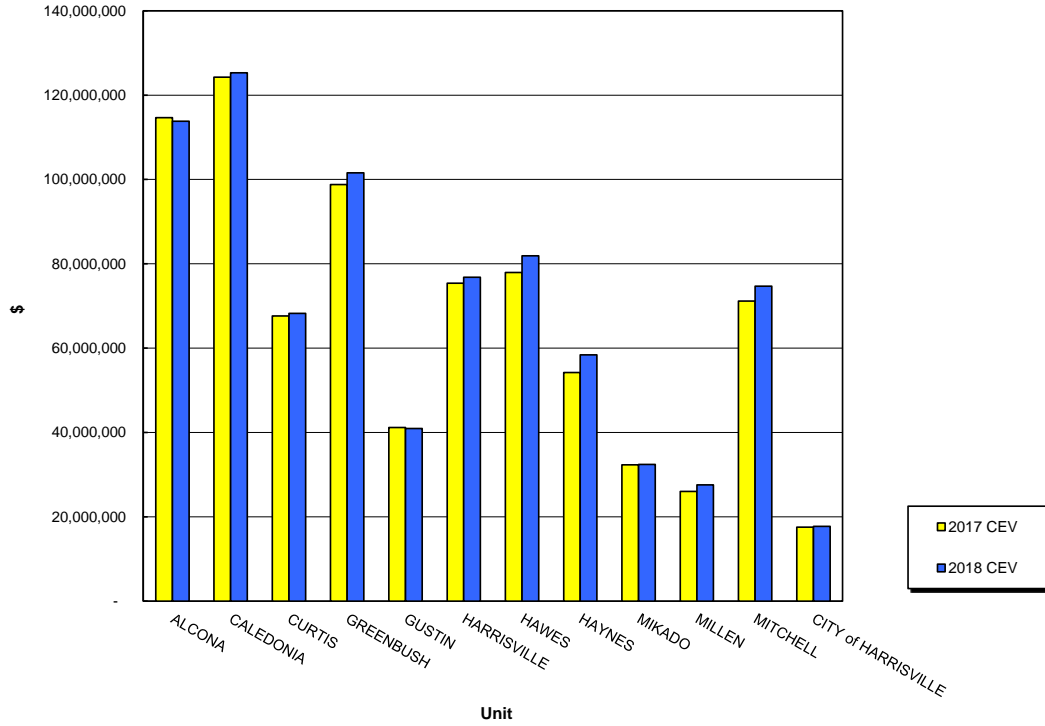


## ALCONA COUNTY

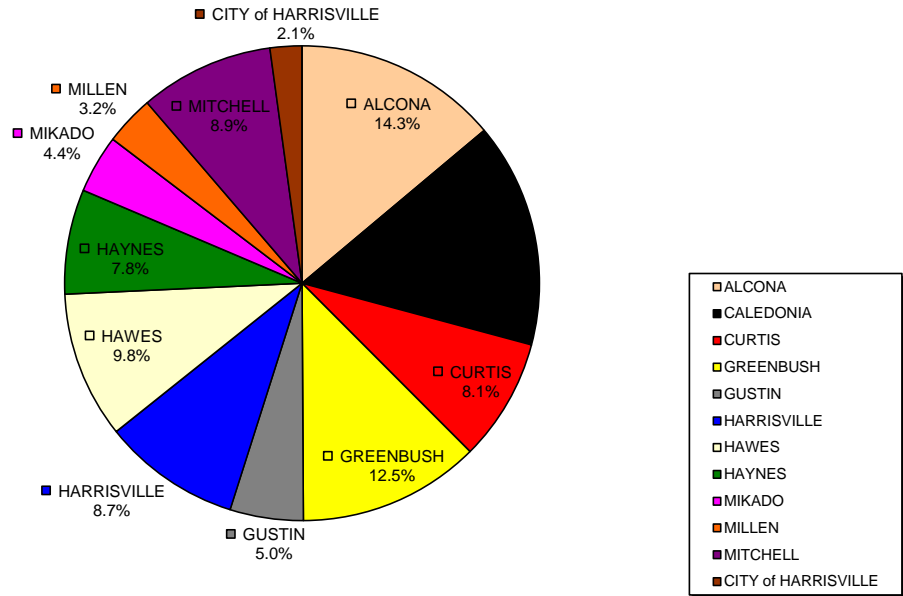
### EQUALIZED VALUE CHANGE "2017" TO "2018"

UNIT	2017 C.E.V.	PERCENT OF CHANGE	2018 C.E.V.
ALCONA	114,671,600	-0.74%	113,826,200
CALEDONIA	124,278,900	0.83%	125,304,300
CURTIS	67,657,300	0.84%	68,226,600
GREENBUSH	98,796,400	2.81%	101,575,100
GUSTIN	41,189,500	-0.64%	40,926,700
HARRISVILLE	75,396,300	1.89%	76,823,600
HAWES	77,937,000	5.08%	81,897,900
HAYNES	54,212,200	7.71%	58,393,900
MIKADO	32,306,100	0.34%	32,415,300
MILLEN	26,033,600	5.85%	27,557,800
MITCHELL	71,160,200	4.99%	74,712,300
CITY of HARRISVILLE	17,567,800	1.01%	17,744,800
COUNTY TOTAL	801,206,900	2.27%	819,404,500

### EQUALIZED VALUE CHANGE 2017 TO 2018



### CEV PERCENTAGE BY UNIT

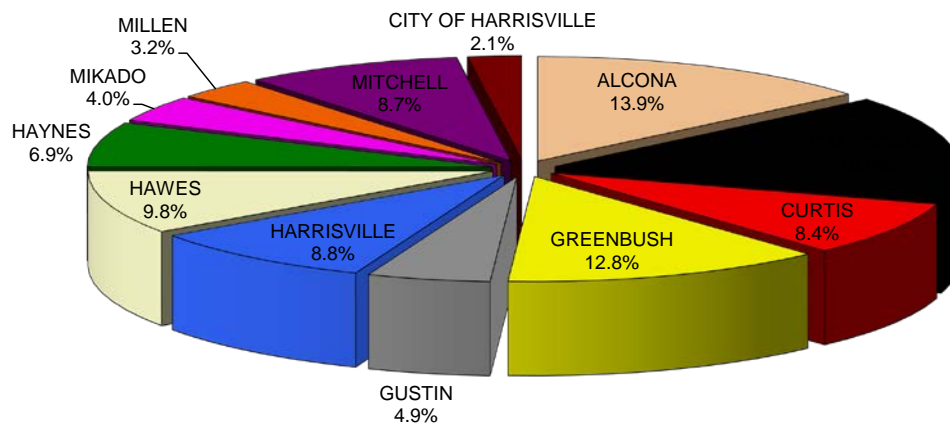


# ALCONA COUNTY

## 2018 C.E.V. AND TENTATIVE TAXABLE VALUE PER UNIT

UNIT	2018 C.E.V.	2018 TENTATIVE TAXABLE VALUE	DIFFERENCE
ALCONA	113,826,200	105,259,906	92.47%
CALEDONIA	125,304,300	119,760,540	95.58%
CURTIS	68,226,600	63,601,324	93.22%
GREENBUSH	101,575,100	96,799,993	95.30%
GUSTIN	40,926,700	37,012,846	90.44%
HARRISVILLE	76,823,600	70,031,021	91.16%
HAWES	81,897,900	73,977,491	90.33%
HAYNES	58,393,900	51,979,098	89.01%
MIKADO	32,415,300	30,260,579	93.35%
MILLEN	27,557,800	24,225,723	87.91%
MITCHELL	74,712,300	65,880,589	88.18%
CITY OF HARRISVILLE	17,744,800	16,210,525	91.35%
<b>COUNTY TOTAL</b>	<b>819,404,500</b>	<b>\$754,999,635</b>	<b>92.14%</b>
% Increase over last year			
% Decrease over last year	-1.009%	-1.006%	

## ***PERCENTAGE BY TOWNSHIP TAXABLE VALUE***





**ALCONA COUNTY**

**2017 TAXABLE VALUE COMPARED TO 2018 TAXABLE VALUE**

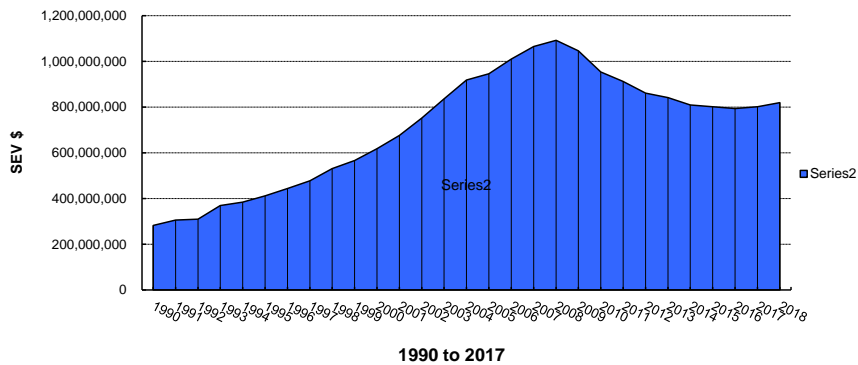
	<b>2017</b>	<b>2018</b>	<b>%</b>
	<b>TAXABLE VALUE</b>	<b>TENTATIVE TAXABLE VALUE</b>	<b>CHANGE</b>
<b>ALCONA</b>	103,147,410	105,259,906	2.05%
<b>CALEDONIA</b>	117,855,976	119,760,540	1.62%
<b>CURTIS</b>	62,491,221	63,601,324	1.78%
<b>GREENBUSH</b>	94,401,251	96,799,993	2.54%
<b>GUSTIN</b>	36,623,353	37,012,846	1.06%
<b>HARRISVILLE</b>	68,089,393	70,031,021	2.85%
<b>HAWES</b>	71,721,091	73,977,491	3.15%
<b>HAYNES</b>	50,270,991	51,979,098	3.40%
<b>MIKADO</b>	29,743,445	30,260,579	1.74%
<b>MILLEN</b>	23,328,149	24,225,723	3.85%
<b>MITCHELL</b>	64,256,552	65,880,589	2.53%
<b>CITY of HARRISVILLE</b>	15,944,820	16,210,525	1.67%
<b>TAXABLE CHANGE</b>	<b>737,873,652</b>	<b>754,999,635</b>	<b>2.32%</b>

## ALCONA COUNTY

### EQUALIZED VALUE CHANGE 1990 TO 2018

YEAR	STATE EQUALIZED VALUE	PERCENT OF CHANGE
1990	282,182,983	
1991	306,090,182	8.47%
1992	309,405,900	1.08%
1993	369,613,792	19.46%
1994	383,920,086	3.87%
1995	411,386,792	7.15%
1996	443,722,157	7.86%
1997	477,761,351	7.67%
1998	531,262,613	11.20%
1999	566,423,989	6.62%
2000	617,876,433	9.08%
2001	675,870,054	9.39%
2002	752,292,494	11.31%
2003	835,861,388	11.11%
2004	918,789,467	9.92%
2005	946,034,324	2.97%
2006	1,010,506,899	6.82%
2007	1,065,283,800	5.42%
2008	1,092,172,972	2.52%
2009	1,046,408,400	-4.19%
2010	953,608,789	-8.87%
2011	912,319,178	-4.33%
2012	861,070,100	-5.62%
2013	841,377,700	-2.29%
2014	809,157,500	-3.83%
2015	801,827,300	-0.91%
2016	793,314,700	-1.06%
2017	801,206,900	0.99%
2018	819,404,500	2.27%

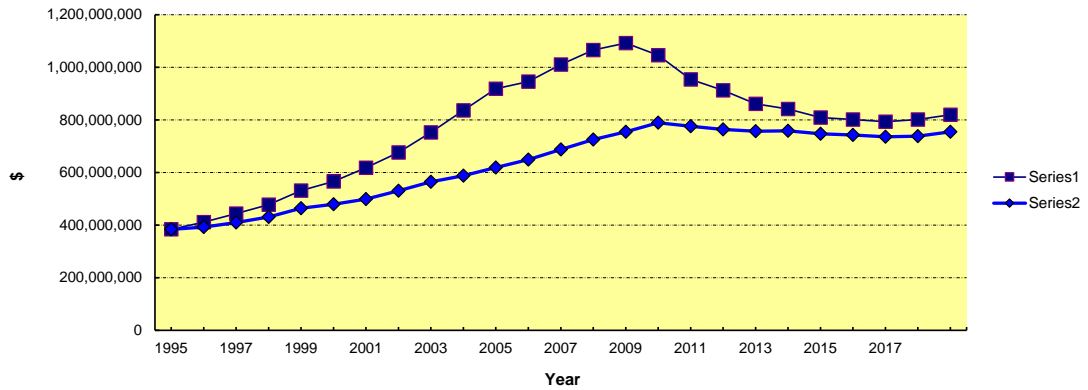
**ALCONA COUNTY  
GROWTH CHART**



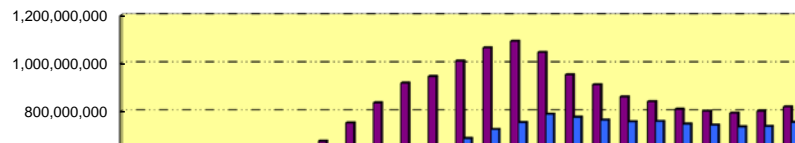
**ALCONA COUNTY  
SEV to TAXABLE VALUE**

<u>Year</u>	<u>SEV</u>	<u>SEV %</u>	<u>Taxable</u>	<u>T V %</u>
1994	383,920,086		383,920,086	
1995	411,386,792	7.15%	392,644,091	2.27%
1996	443,722,157	7.86%	409,823,233	4.38%
1997	477,761,351	7.67%	431,340,130	5.25%
1998	531,262,613	11.20%	463,853,403	7.54%
1999	566,423,989	6.62%	478,932,265	3.25%
2000	617,876,433	9.08%	499,238,511	4.24%
2001	675,870,054	9.39%	530,335,947	6.23%
2002	752,292,494	11.31%	564,256,303	6.40%
2003	835,861,388	11.11%	587,890,165	4.19%
2004	918,789,467	9.92%	618,563,922	5.22%
2005	946,034,324	2.97%	648,837,601	4.89%
2006	1,010,506,899	6.82%	687,301,740	5.93%
2007	1,065,283,800	5.42%	725,131,678	5.50%
2008	1,092,172,972	2.52%	754,428,597	4.04%
2009	1,046,408,400	-4.19%	789,183,253	4.61%
2010	953,608,789	-8.87%	776,047,857	-1.66%
2011	912,319,178	-4.33%	764,073,098	-1.54%
2012	861,070,100	-5.62%	756,697,995	-0.97%
2013	841,377,700	-2.29%	758,426,124	0.23%
2014	809,157,500	-3.83%	747,342,710	-1.46%
2015	801,827,300	-0.91%	742,912,153	-0.59%
2016	793,314,700	-1.06%	735,967,064	-0.93%
2017	801,206,900	0.99%	737,873,652	0.26%
2018	819,404,500	2.27%	754,999,635	2.32%

**COUNTY SEV COMPARED TO TAXABLE VALUE  
1994 TO 2018**



**COUNTY SEV COMPARED TO TAXABLE VALUE  
1994 TO 2018**



# Real Property Excluded from the Ad Valorem Tax Roll

## Act 513 PILT DNR Roll

5/1/18

UNIT	2018 STC ASSIGNED VALUE	STC RATIO	STC FACTOR	STC TRUE CASH VALUE	TAXABLE VALUE
ALCONA (8)	\$6,671,900	50.00%	1.00000	\$13,343,800	\$2,134,789
CALEDONIA (2)	\$377,400	50.00%	1.00000	\$754,800	\$217,711
HARRISVILLE (5)	\$274,200	50.00%	1.00000	\$548,400	\$148,162
HAWES (4)	\$1,112,700	50.00%	1.00000	\$2,225,400	\$317,278
CITY OF HARRISVILLE (4)	\$912,600	50.00%	1.00000	\$1,825,200	\$637,242
COUNTY TOTAL	<b>\$9,348,800</b>	<b>50.00%</b>		<b>\$18,697,600</b>	<b>\$3,455,182</b>

## Commercial Forest Reserve Act

UNIT	2018 ACERAGE TOTAL	# OF PARCELS	DNR SPECIFIC TAX ESTIMATE	
GREENBUSH	40.53	1	\$1.25 Per Acre	
HARRISVILLE	119.25	2	\$1.25 Per Acre	
COUNTY TOTAL	<b>159.78</b>		<b>\$199.73</b>	<b>Estimated 2018 Tax</b>

## Industrial Facilities Tax

UNIT	2018 Assessed Value	RATIO	FACTOR	TRUE CASH VALUE	TAXABLE VALUE
GREENBUSH (1)	193,300.00	50.00%	1.00000	\$386,600	\$193,300

## ALCONA COUNTY

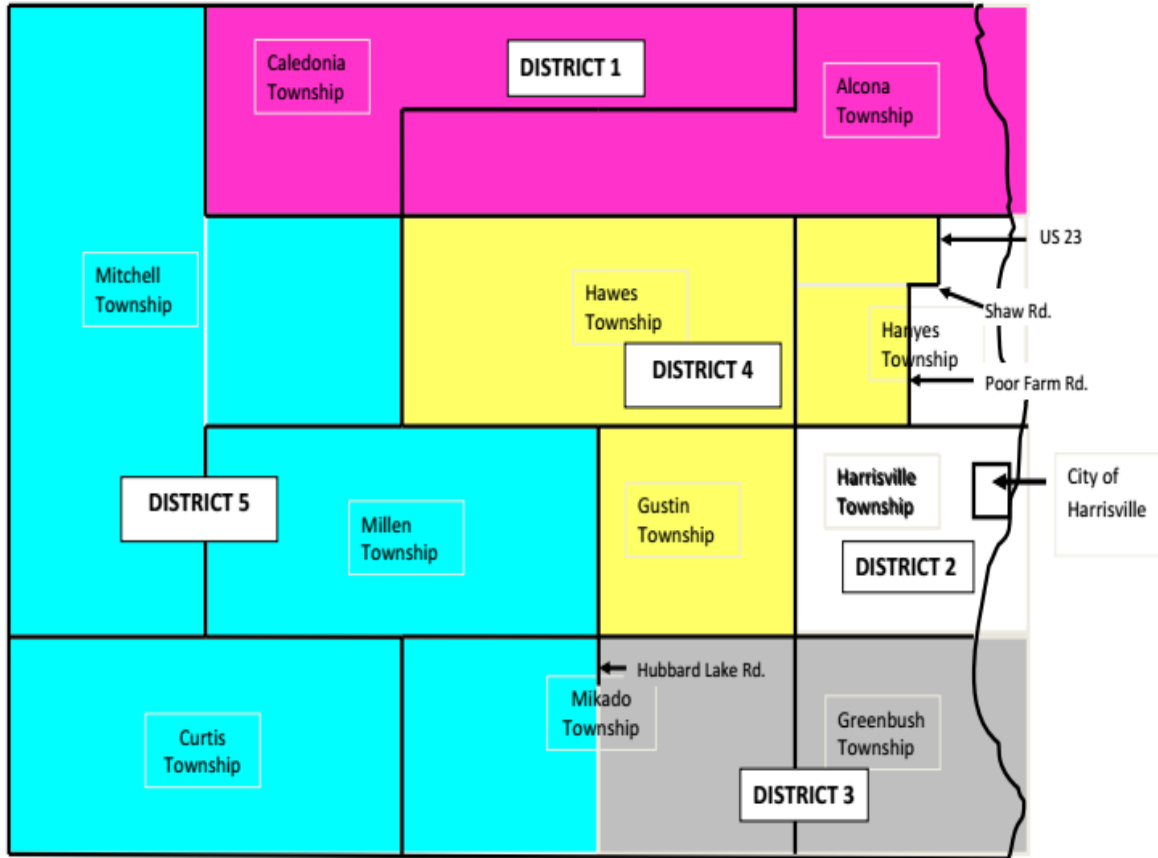
<b>2018 ASSESSED - BOARD OF REVIEW</b>			
UNIT	REAL	PERSONAL	TOTAL
ALCONA	109,956,700	3,869,500	113,826,200
CALEDONIA	117,977,200	7,327,100	125,304,300
CURTIS	62,304,800	5,921,800	68,226,600
GREENBUSH	99,758,400	1,816,700	101,575,100
GUSTIN	36,729,900	4,196,800	40,926,700
HARRISVILLE	74,150,300	2,673,300	76,823,600
HAWES	78,653,000	3,244,900	81,897,900
HAYNES	57,155,400	1,238,500	58,393,900
MIKADO	31,069,700	1,345,600	32,415,300
MILLEN	26,759,600	798,200	27,557,800
MITCHELL	70,197,200	4,515,100	74,712,300
CITY OF HARRISVILLE	17,225,100	519,700	17,744,800
<b>COUNTY TOTAL</b>	<b>781,937,300</b>	<b>37,467,200</b>	<b>819,404,500</b>

<b>2018 COUNTY EQUALIZED VALUE</b>			
UNIT	REAL	PERSONAL	TOTAL
ALCONA	109,956,700	3,869,500	113,826,200
CALEDONIA	117,977,200	7,327,100	125,304,300
CURTIS	62,304,800	5,921,800	68,226,600
GREENBUSH	99,758,400	1,816,700	101,575,100
GUSTIN	36,729,900	4,196,800	40,926,700
HARRISVILLE	74,150,300	2,673,300	76,823,600
HAWES	78,653,000	3,244,900	81,897,900
HAYNES	57,155,400	1,238,500	58,393,900
MIKADO	31,069,700	1,345,600	32,415,300
MILLEN	26,759,600	798,200	27,557,800
MITCHELL	70,197,200	4,515,100	74,712,300
CITY OF HARRISVILLE	17,225,100	519,700	17,744,800
<b>COUNTY TOTAL</b>	<b>781,937,300</b>	<b>37,467,200</b>	<b>819,404,500</b>

**2018 ALCONA COUNTY MAP OF  
EQUALIZATION TOTALS BY COMMISSIONER DISTRICTS**

**% OF TOTAL TAXABLE VALUE**

**% OF TOTAL C.E.V.**



ALCONA	105,259,906	13.94%
CALEDONIA	119,760,540	15.86%
CURTIS	63,601,324	8.42%
GREENBUSH	96,799,993	12.82%
GUSTIN	37,012,846	4.90%
HARRISVILLE	70,031,021	9.28%
HAWES	73,977,491	9.80%
HAYNES	51,979,098	6.88%
MIKADO	30,260,579	4.01%
MILLEN	24,225,723	3.21%
MITCHELL	65,880,589	8.73%
CITY/HARRISVI	16,210,525	2.15%
<b>TOTAL</b>	<b>\$754,999,635</b>	

ALCONA	113,826,200	13.89%
CALEDONIA	125,304,300	15.29%
CURTIS	68,226,600	8.33%
GREENBUSH	101,575,100	12.40%
GUSTIN	40,926,700	4.99%
HARRISVILLE	76,823,600	9.38%
HAWES	81,897,900	9.99%
HAYNES	58,393,900	7.13%
MIKADO	32,415,300	3.96%
MILLEN	27,557,800	3.36%
MITCHELL	74,712,300	9.12%
CITY/HARRISVI	17,744,800	2.17%
<b>TOTAL</b>	<b>819,404,500</b>	

DISTRICT 1 DANIEL GAUTHIER  
 DISTRICT 2 CRAIG JOHNSTON  
 DISTRICT 5 GARY WNUK

DISTRICT 3 CAROLYN BRUMMUND  
 DISTRICT 4 ADAM BREGE